



BRAKES
BR95-002
AUGUST 18, 1995
ALL MODELS

Technical Service Information

Title **INTRODUCTION OF BRAKE SHIM KITS & BRAKE FITTING KITS**

Page 1 of 2

Full brake kits, with complete hardware, have been discontinued. Shim kits and fitting kits for the front and rear brakes are now available separately, along with previously released pad kits.

SUPPLY PARTS CHANGES:

DISCONTINUED PARTS:

Full Kit



UNCHANGED PARTS:

Shim Kit



Fitting Kit



NEW PARTS:

Pad Kit

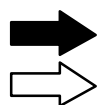
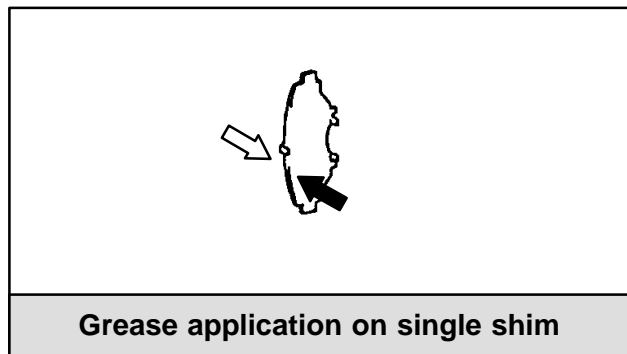
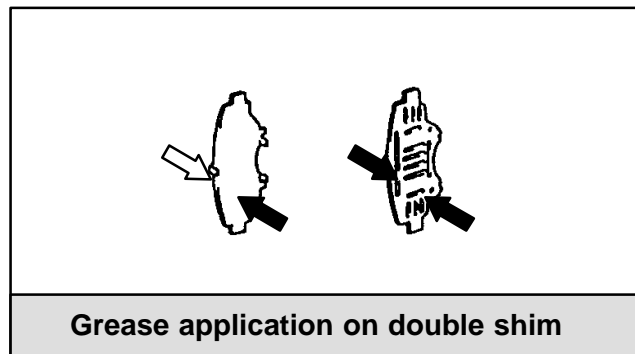


PART NUMBER INFORMATION:

For the part numbers of these pad kits, shim kits and fitting kits matrix, please consult the most recent Lexus Parts Operations Communications Bulletin.

SERVICE INSTRUCTIONS:

1. All vehicles are to be inspected to insure that the integrity of the complete brake system is maintained. When replacing worn pads, you should replace the shims, wear indicators, (wear indicators may be riveted onto pads for some models) and shim grease at the same time using the pad kit and shim kit. Vehicles found to need extensive hardware replacement, including anti-squeal springs and support plates, should be repaired using the pad kit, shim kit and fitting kit, which together include all hardware components.
2. When applying shim grease, apply a thin layer over the shim faces as indicated below.



= Apply shim grease on this face.

= Do not apply shim grease on this face (piston side).

3. Anti-squeal springs and support plates may be reused if they are in good condition. When reusing anti-squeal springs and support plates inspect them for appropriate rebound and no deformation, burrs, cracks, wear, rust, or foreign materials.